



100 Years of Cub Scouts

1916 – 2016

Scouts in Action Month 2016

Cub Scout Program Planner



Date		Theme	100 Years of Cub Scouts Adventures in the Jungle	Duty Joey	
-------------	--	--------------	---	------------------	--

Time	Minutes	Activity Type	Description	Equipment Required	Leader in Charge
	5	Ceremony	Opening Parade – Grand Howl Announcements	Australian Flag Prayer Book	
	5	Administration	Six Corners Collect Subs Attendance Record		
	5	Game	Kaa's Tail	Paper or cloth strips	
	10	Game	Bagheera's Prize		
	20	Activity	Jungle Animal Crossword		
	10	Activity	Jungle Trail		
	10	Activity	Jungle Puzzle		
	10	Game	Herding the Buffalo		
	10	Testing	Boomerang Work		
	5	Game	Frightened Deer		
	10	Activity	Hidden in the Jungle		
	10	Game	Care in the Jungle		
	10	Craft	Jungle Mobile		
	5	Ceremony	Closing Parade Presentations Announcements		




100 Years of Cub Scouts

1916 – 2016

Scouts in Action Month 2016

Cub Scout Program Planner



Opening Parade

Inspection is carried out in Sixes before Cub Scouts enter the Parade circle. This gives the Leaders the opportunity to ensure that the Cub Scouts are correctly dressed to pay respect to the flag, and make any comments to each Cub Scout. The inspection should be brief.

The flag, correctly folded for breaking, is hoisted to the masthead by the duty Sixer before the parade is called. A Cub Scout is selected to lead "Do Our Best"

Leader: "Pack, Pack, Pack"

Cub Scouts: Respond with "PACK" loudly & sharply as they form a circle standing "at ease"

Leader: moves to the centre of the circle and holds both arms out at shoulder level.

Cub Scouts: come to the "Alert"

Leader: Lowers arms in a firm movement, until they are against the side

Cub Scouts: Lower to the squatting position, with chins up and heads back, and go straight into the Grand Howl.

Cub Scouts: The first three fingers of each hand should be extended and close together, arms straight and touching the floor in front of them

Selected Cub Scout: "AR KAY LA"

Cub Scouts: "WE---E---LL, D---O---O--O O---U---U---R (drawn out)

BEST" (is short and sharp)

Selected Cub Scout: "DO YOUR BEST"

Cub Scouts leap into the air and listen to the leader's response. The same three fingers remain extended and close together to become the ears of the Cub Scout pointing upwards, touching each temple in front of the ears.

Cub Scouts: "W E'----L---L DO OUR BEST"

During this response the Cub Scouts drop their left hand, while their right hand is held in the Scout Salute position.

Only the Leader taking the Grand Howl salutes, all other Leaders and recruits stand at the Alert

Leader: "Thank you Pack" Moves back into the circle

Leader: "Duty Cub Scout, prepare to break the flag"

Leader: "Pack, face the flag" - "Break when ready"

Leader: "Pack Salute"



100 Years of Cub Scouts

1916 – 2016

Scouts in Action Month 2016

Cub Scout Program Planner



(Duty Cub Scout pulls on halyard and breaks flag) Cub Scouts remain at the Alert until the Duty Cub Scout takes two paces back facing the flag and salutes, then returns to the circle.

Leader: *“Prepare for Prayer”*

Prayer:

Announcements:

Tonight’s Program

Special Events

Birthdays this week

Leader: *“Pack break off”*

All Cub Scouts and leaders turn to the right, step out of the parade circle and then move off.

AWARD SCHEME

Boomerang Test work is part of each program, however it can be completed at any time during the program. Boomerang test work can be completed either individually or in small groups.

Bronze 5 – Our Cub Scout Traditions (Scouting Aims and Principles) - The Jungle Book

Talk about the main characters in the Jungle Book and what their names are

Tell the story of how Mowgli came to be in the jungle

Silver 5 – Our Cub Scout Traditions (Scouting Aims and Principles) - The Jungle Book

Tell one of the stories in the Jungle Book that does not have Mowgli in it

Explain the significance of Baloo and Bagheera in Mowgli’s life

Gold 5 – Our Cub Scout Traditions (Scouting Aims and Principles) - The Jungle Book

Explain how the laws and teachings in The Jungle Book are part of your life and your Pack’s attitudes




100 Years of Cub Scouts

1916 – 2016

Scouts in Action Month 2016

Cub Scout Program Planner



Game	Kaa's Tail	5 minutes
General Information	Indoor/Outdoor Fast paced	
Equipment	Paper or cloth strips	
Playing Conditions	Sufficient space to run around.	
Playing Rules	All Cubs have a tail (paper or cloth strip hanging from their waste at the back) Cubs must prevent the strip from being 'snatched' by other Cubs whilst they are trying to snatch strips from the other Cubs. As a Cub loses their strip they stand to one side of the playing area.	

Game	Bagheera's Prize	5 minutes
General Information	Indoor Quiet	
Equipment	Billy or Bucket depending on the sneaky skill level of the Cubs playing this game Keys or some other 'prize'	
Playing Conditions	Played in the hall but could be played out doors to make it more challenging for 'Bagheera' or the Cubs	
Playing Rules	One Cub can be selected to be 'Bagheera' or if there is a Leader with that name in the Pack have the Cubs pick another Jungle Book name. Bagheera is at one end of the hall facing the wall with the billy or bucket behind them on the floor Starting at the opposite end of the hall or playing area, the other Cubs Scouts try and sneak up on Bagheera and steal the prize. If Bagheera turns and sees any of the Cubs moving then those Cubs must go back to the start line and begin again. Once a Cub has grabbed the prize they then become 'Bagheera' and the game starts again.	
Variation	Could use confectionary or fruit as the prize and the Cub Scout gets to eat the prize.	

Activity	Jungle Book Word Search	5 minutes
General Information	Jungle Book characters to be found.	
Equipment	Word search sheet Pencils or pens	




100 Years of Cub Scouts

1916 – 2016

Scouts in Action Month 2016

Cub Scout Program Planner



Activity	Jungle Trail	5 minutes
-----------------	---------------------	------------------

General Information Outdoors
 Find the characters from Jungle Book
 Good activity if you want to move the Cubs to another location for the next activity.

Equipment Jungle Characters – multiple sets – this will depend on the number of trails set or one trail can be set with a same character being found a number of times along the way
 Character pictures (if needed)

Activity A trail of jungle characters is set by the Leaders of Sixers for the Cubs to follow in their six
 Each six to note down which characters they see and how many times they have seen them.

Activity	Jungle Book Quiz	5 minutes
-----------------	-------------------------	------------------

General Information This activity will follow on from the previous activity.
 Indoor/Outdoor
 Quiz

Equipment Jungle Book quiz

Playing Conditions One sheet per Cub or Six if you want them to work as a team.

Playing Rules Hand out a sheet to each Cub or each Six
 Give them 5 minutes to complete the quiz. If they do not know you may need to assist by miming the character or play charades to provide clues.

Game	Herding the Buffalo	10 minutes
-------------	----------------------------	-------------------

General Information Indoor/Outdoor
 Fast action relay

Equipment Nil

Playing Conditions Sufficient space for cubs to run in teams around the hall or game area

Playing Rules Cub Scouts line up at one end of the hall in their sixes in relay formation with an arms distance between each Cub
 On 'go' the first Cub runs to the other end of the hall or game area and then returns back to the rear of the six/team line.
 The Cub then weaves their way back to the front of the team line, picking up the next Cub and holding onto each other they repeat the run picking up another Cub each time and so on until the whole six/team has been 'herded' and the first team back in line at the start, wins.

Variation Anything goes with this game but manage any risks appropriately depending on the variation.



100 Years of Cub Scouts

1916 – 2016

Scouts in Action Month 2016

Cub Scout Program Planner



Game	Frightened Deer	5 minutes
-------------	------------------------	------------------

General Information	Indoor Fast action
Equipment	Nil
Playing Conditions	Sufficient space for cubs to run around the hall.
Playing Rules	Cub Scouts are Deer, except one who is Shere Khan All except one Deer (which is grazing in the open) are hiding behind bushes (circles drawn on the floor) – 1 for each Deer As Shere Khan approaches the grazing Deer is frightened and runs to a bush The Deer behind the bush must leave and run to another bush Shere Khan has to catch (tag) the Deer between bushes If Shere Khan catches a Deer they change place and the game continues
Variation	Anything goes with this game but manage any risks appropriately depending on the variation.

Activity	Hidden in the Jungle	20 minutes
-----------------	-----------------------------	-------------------

General Information	Indoor Quiet
Equipment	Hidden in the Jungle sheet Coloured pencils or pens
Activity	Colour in the areas with a dot to find who is hiding in the jungle

Game	Care in the Jungle	5 minutes
-------------	---------------------------	------------------

General Information	Indoor/Outdoor
Equipment	Nil
Playing Conditions	Sufficient space for cubs to run around the hall or game area
Playing Rules	Cubs sit in two lines opposite each other with legs out straight, feet touching Each pair of Cubs are numbered When their number is called out they must each stand, turn outwards and run to the start end of the line. They then carefully run down the trail (between the two lines) taking care not to trip over the vines (Cub legs) First back, sitting down wins a point for their team/side. Continue until all have had a turn. The team with the most points is declared the winning team.
Variation	More than one pair could be called.



100 Years of Cub Scouts

1916 – 2016

Scouts in Action Month 2016

Cub Scout Program Planner



Activity	Jungle Mobile	10 Minutes
-----------------	----------------------	-------------------

General Information Indoor

Equipment Ice cream container lids or card, templates of Jungle Book animals, pens, glue, string, nail for making the hole, coat hangers, pliers

Activity Cubs choose which Jungle Book characters (from Jungle Trail Activity) they want to use
Cut them out and then glue them onto disks (from container lids) and punch a hole in each with the nail
Push string through the hole in the lid and tie off
Attach the string to the centre of a lid to hang the mobiles into position or use coat hanger wire for a bigger effect.

Variation Only limited by the imagination of all.

Closing Parade



100 Years of Cub Scouts

1916 – 2016

Scouts in Action Month 2016

Cub Scout Program Planner



Closing Parade

Leader: "Pack, Pack, Pack"

Cub Scouts: Form a circle

Presentations:

Certificates:

Badges:

Awards etc:

Leader: moves to the centre of the circle and holds both arms out at shoulder level.

Cub Scouts: come to the "Alert"

Leader: Lowers arms in a firm movement, until they are against the side

Cub Scouts: Lower to the squatting position, with chins up and heads back, and go straight into the Grand Howl.

Cub Scouts: The first three fingers of each hand should be extended and close together, arms straight and touching the floor in front of them

Selected Cub Scout: "AR KAY LA"
"WE E LL, D O O O O U U R (drawn out) BEST" (is short and sharp)

Duty Cub: "DO YOUR BEST"

Cub Scouts leap into the air and listen to the leader's response. The same three fingers remain extended and close together to become the ears of the Cub Scout pointing upwards, touching each temple in front of the ears

Cub Scouts: "W E' L L DO OUR BEST"

During this response the Cub Scouts drop their left hand, while their right hand is held in the Scout Salute position.

Only the Leader taking the Grand Howl salutes, all other Leaders and recruits stand at the Alert
Leader: "Thank you, Pack" Moves back into the circle.

Leader: "Duty Cub Scout, prepare for flag down"

The Duty Cub Scout takes up position at the flag staff

Leader: "Pack face the flag"

Leader: "Pack Alert"

Leader: "Pack Salute"

Leader: "Lower the flag "

Leader: "Pack, Inwards turn"

The Duty Cub Scout detaches the flag from the halyard (may need some assistance) and makes it fast. Then returns to the circle.

Leader: "Prepare for Prayer"

Prayer: **Cub Scout Prayer**

Leader: "Pack Dismiss" - "Good hunting Cub Scouts"

All Cub Scouts and Leaders turn to the right, Salute and move off.



100 Years of Cub Scouts

1916 – 2016

Scouts in Action Month 2016

Cub Scout Program Planner



Your Name: _____

Jungle Book Word Search

C	L	L	E	W	O	P	N	E	D	A	B	Z	B	T	R	P
O	N	A	H	K	E	R	E	H	S	A	X	T	M	R	Q	M
L	W	R	Z	B	Y	J	D	J	M	M	M	P	X	L	N	Z
O	B	L	U	D	B	D	L	A	W	M	L	R	N	I	V	N
N	B	J	J	D	Q	D	R	J	P	Z	D	G	V	Y	J	W
E	T	K	T	D	Y	P	D	G	N	V	R	A	D	J	L	Z
L	V	M	W	D	R	A	O	Q	R	T	T	A	U	P	Q	O
H	A	K	A	W	T	L	R	Z	D	I	P	N	K	W	R	L
A	K	A	W	L	R	S	B	D	K	N	G	T	Y	S	M	K
T	E	A	R	A	A	Y	B	K	K	L	P	B	P	T	H	D
H	L	M	D	M	Y	C	I	U	E	I	A	W	B	W	T	A
I	A	N	D	M	O	T	A	B	C	G	P	B	Q	D	V	R
M	A	L	K	D	I	W	O	J	H	W	A	L	J	Z	J	B
B	G	T	P	K	G	O	G	E	K	L	J	Q	I	T	Z	M
X	M	J	K	Q	K	R	E	L	O	X	N	Y	T	N	W	K
L	J	I	Q	Q	X	R	R	O	I	D	Y	X	Y	Q	G	D
L	R	X	D	B	A	Y	L	N	P	Y	Y	D	L	Y	Q	J

Clues

Who wrote the Jungle Book

Snake

Kipling wrote this

Mother wolf

Water Buffalo

Monkey folk

Started Scouting

Leader of the Wolf Pack

Sleepy old bear?

Man cub

Elephant

King Tiger

Mongoose

Crocodile

Started in 1916

Black Panther

Word Bank:

SHEREKHAN, RUDYARDKIPLING, RIKKITIKITAVI, RAMA, RAKSHA, MOWGLI, KAA, JUNGLEBOOK, JACALA, CUBS, COLONELHATHI, BANDARLOG, BALOO, BAGHEERA, BADENPOWELL, AKELA



100 Years of Cub Scouts

1916 – 2016

Scouts in Action Month 2016

Cub Scout Program Planner



Jungle Book Word Search Answers

C	L	L	E	W	O	P	N	E	D	A	B	Z	B	T	R	P
O	N	A	H	K	E	R	E	H	S	A	X	T	M	R	Q	M
L	W	R	Z	B	Y	J	D	J	M	M	M	P	X	L	N	Z
O	B	L	U	D	B	D	L	A	W	M	L	R	N	I	V	N
N	B	J	J	D	Q	D	R	J	P	Z	D	G	V	Y	J	W
E	T	K	T	D	Y	P	D	G	N	V	R	A	D	J	L	Z
L	V	M	W	D	R	A	O	Q	R	T	T	A	U	P	Q	O
H	A	K	A	W	T	L	R	Z	D	I	P	N	K	W	R	L
A	K	A	W	L	R	S	B	D	K	N	G	T	Y	S	M	K
T	E	A	R	A	A	Y	B	K	K	L	P	B	P	T	H	D
H	L	M	D	M	Y	C	I	U	E	I	A	W	B	W	T	A
I	A	N	D	M	O	T	A	B	C	G	P	B	Q	D	V	R
M	A	L	K	D	I	W	O	J	H	W	A	L	J	Z	J	B
B	G	T	P	K	G	O	G	E	K	L	J	Q	I	T	Z	M
X	M	J	K	Q	K	R	E	L	O	X	N	Y	T	N	W	K
L	J	I	Q	Q	X	R	R	O	I	D	Y	X	Y	Q	G	D
L	R	X	D	B	A	Y	L	N	P	Y	Y	D	L	Y	Q	J

Clues

Who wrote the Jungle Book

Snake

Kipling wrote this

Mother wolf

Water Buffalo

Monkey folk

Started Scouting

Leader of the Wolf Pack

Sleepy old bear?

Man cub

Elephant

King Tiger

Mongoose

Crocodile

Started in 1916

Black Panther

Word Bank:

SHEREKHAN, RUDYARDKIPLING, RIKKITIKKITAVI, RAMA, RAKSHA, MOWGLI, KAA, JUNGLEBOOK, JACALA, CUBS, COLONELHATHI, BANDARLOG, BALOO, BAGHEERA, BADENPOWELL, AKELA



100 Years of Cub Scouts

1916 – 2016

Scouts in Action Month 2016

Cub Scout Program Planner







100 Years of Cub Scouts

1916 – 2016

Scouts in Action Month 2016

Cub Scout Program Planner





100 Years of Cub Scouts

1916 – 2016

Scouts in Action Month 2016

Cub Scout Program Planner






100 Years of Cub Scouts

1916 – 2016

Scouts in Action Month 2016

Cub Scout Program Planner





100 Years of Cub Scouts

1916 – 2016

Scouts in Action Month 2016

Cub Scout Program Planner



Scouts in Action Month 2016

Jungle Book Quiz

Who wrote the Jungle Book Story?	
Who is the main character of the story?	
Who is 'Kaa'?	
Who is 'Bagheera'?	
Who is the main enemy of Mowgli?	
Who is 'Colonel Hathi'?	
What is 'Baloo'?	



100 Years of Cub Scouts

1916 – 2016

Scouts in Action Month 2016

Cub Scout Program Planner



Jungle Book Quiz Answers

Who wrote the Jungle Book Story?	Rudyard Kipling
Who is the main character of the story?	Mowgli
Who is 'Kaa'?	Snake (Indian Python)
Who is 'Bagheera'?	Black panther
Who is the main enemy of Mowgli?	Shere Khan
Who is 'Colonel Hathi'?	Elephant
What is 'Baloo'?	Bear